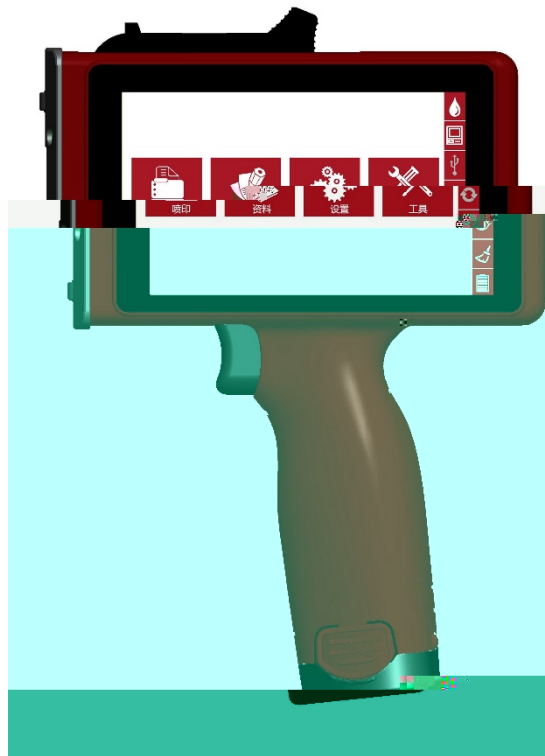


F6

0 4 ' ? ;

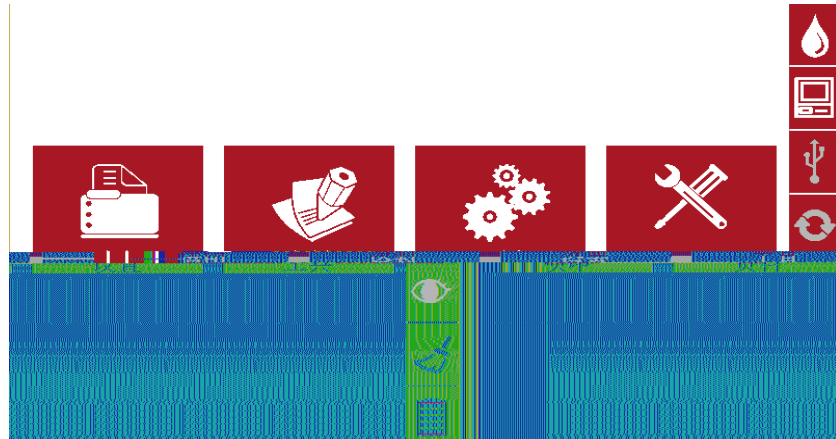


@ : 6 † D 9 fl

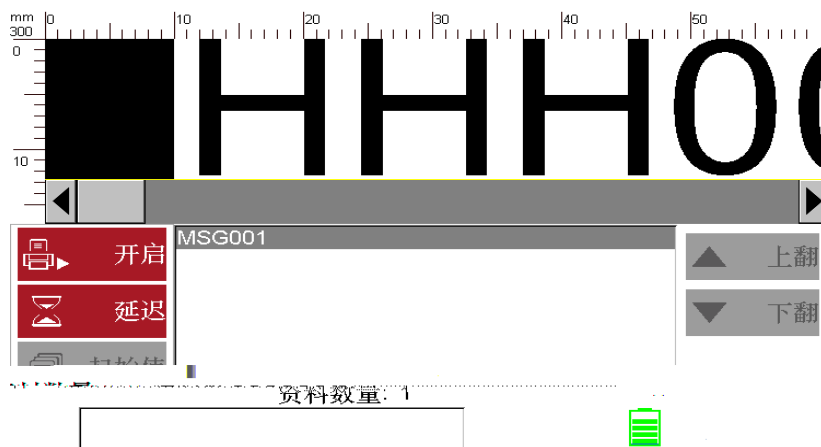
- ACH

6 † CH

一、主界面




二、喷印




2.1 预览资料说明

2.2 开启喷印/喷印报告




2.3 喷印延迟



2.5 停止喷印

3.2 添加文本对象

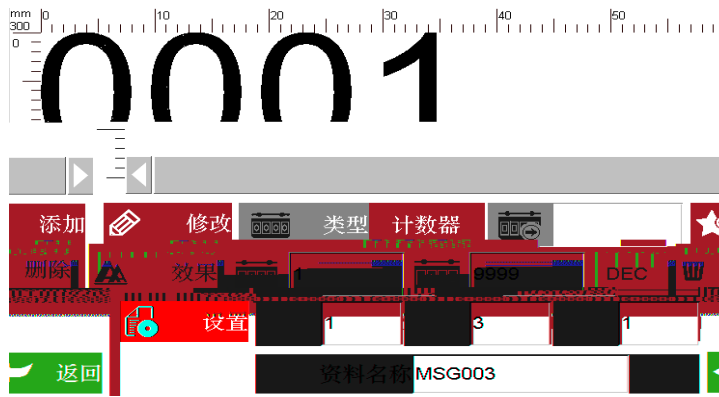


3.3 添加生产日期



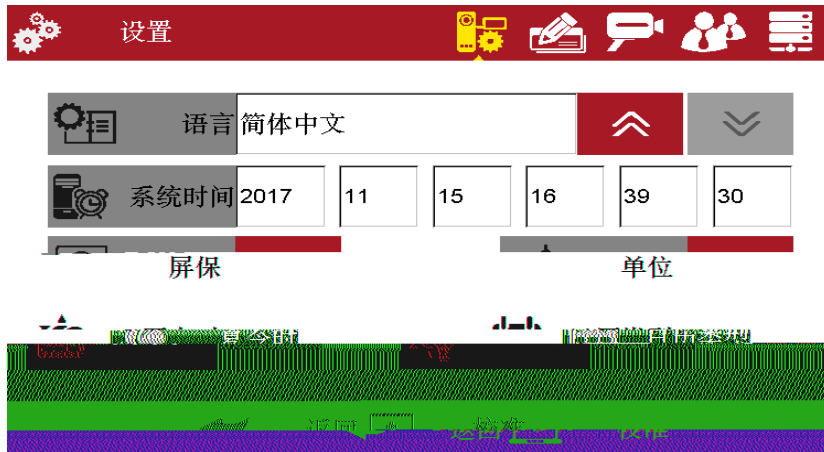
3.6 添加计数器



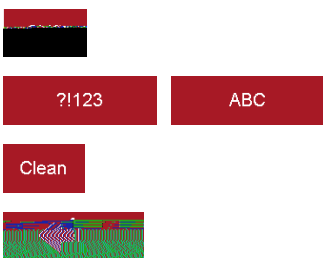
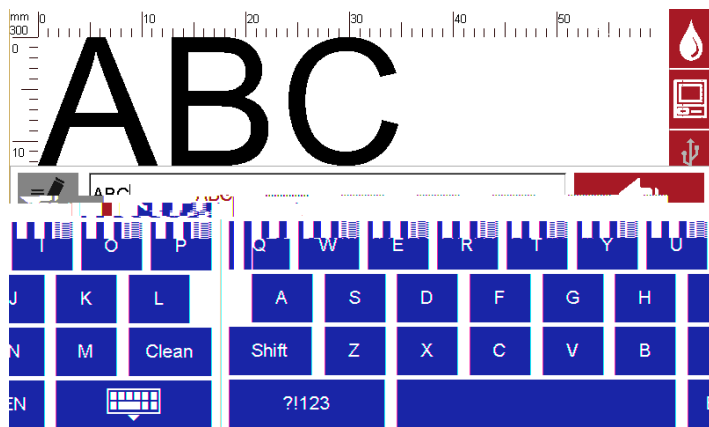


四、设置



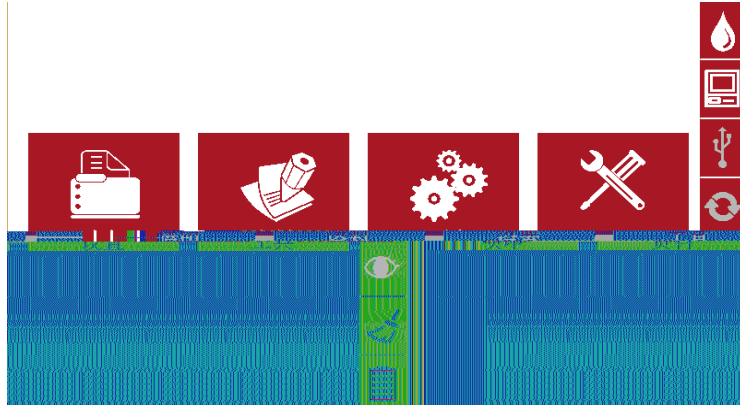


五、输入法介绍





六、状态栏介绍



状态: 卡匣信息

卡匣序列号: 12000486
销售代码: 1459257713
卡匣类型: 11B
容量: 350毫升.....

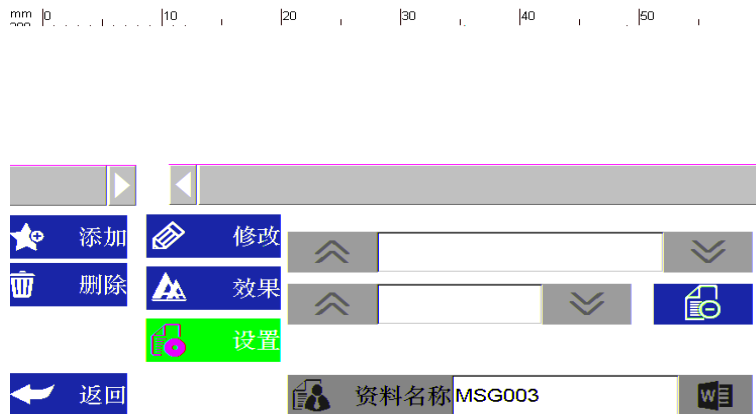
确认



七、特殊打印

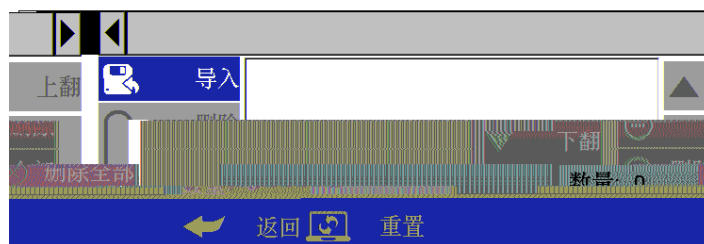
1、打印可变数据

添加 CSV 文件



°E 3 7 Ł & l % # 5 E 3 7 Ł / G) = fi

· K (ž ǎ ~ ~ 1 \$



(ž * ! /

> /

(ž < . /

(ž l , /

(ž F , /

" K 8 + B 2 Ž J

1.在 不使 墨 上密 喷嘴 向上存

2. 在喷印 墨

3. 使 去 喷嘴

4.喷印 出 喷印不完 ,可以先停 喷印后再 下右下 处 号 喷嘴 上 动作
喷印不完 则 停 喷印取出墨 喷嘴向下在 上 喷嘴 列 向 出两
即可